



2021 - 2022 Annual Report

ALL KIDS ACADEMY HEAD START, INC.

Head Start / Early Head Start



620 West Madison Avenue, El Cajon, California 92020

(619)-270-7009 | akaheadstart.org

Our Mission

The mission of All Kids Academy Head Start is to serve children, families, and communities by closing the achievement gap. To this end, we provide quality school readiness and comprehensive services; and partner with families to support their

Our Vision

Every Child's Family Leaves Empowered for a Better Life.

Agency Core Values

- ◆ **Integrity** All Kids Academy adheres to moral character and ethical principals of honesty and transparency, keeping true to the agency's mission.
- ◆ **Commitment** All Kids Academy is committed to closing the achievement gap and supporting the child's family from a holistic approach.
- ◆ **Flexibility** All Kids Academy is adaptable with the ever changing climate of early childhood education and communities served, to ensure families receive the services needed.
- ◆ **Purposefulness** All Kids Academy is purposeful in the administration of the programs, understanding that our work is meaningful and can have positive impacts on a child and their family for a lifetime.

A Wholistic Approach—Serving Children Under The Age of 5 and Their Family

AKA Head Start/Early Head Start provides comprehensive services to children under the age of five, and partners with the child's parent/guardian, taking a whole-family approach. Staffed with approximately 231 full-time employees, we have locations at 13 centers throughout East County San Diego. Program options offered this reporting period include the re-opening of center based services.


Acknowledging the role of parents as their child's first and most important teachers, our programs build relationships with families that support positive parent-child relationships, family well-being, and connections to peers and community. Services include:

- ◆ Providing developmental and behavioral screenings to ensure each child is receiving individualized supports and resources;
- ◆ Promoting school readiness of young children to close the achievement gap;
- ◆ Health, Nutrition, and Social Services provided in a safe and developmentally enriching caregiving and learning environment, which promotes the physical, cognitive, social and emotional development of preschoolers, infants and toddlers, and prepares them for future growth and development;
- ◆ To support parents in their role as primary caregivers and teachers of their children, in meeting personal goals and achieving self sufficiency across a wide variety of domains.

COVID-19 Impacts. The Office of Head Start issued a new policy that all Head Start employees be COVID-19 vaccinated or have a medical or religious declaration on file. Resources were made to employees on locations to obtain their vaccination and the agency was in compliance by the January 2022 deadline. Due to the impacts of the pandemic, mental wellness of staff, children, and their families was a priority for All Kids Academy. A licensed clinical therapist for children and/or parents in crisis was made available. To support staff, the Employee Wellness Program, sponsored by HUB Insurance Services, continued to provide monthly Wellness Newsletters and activities encouraging healthy lifestyles.

HEAD START (Preschool) LANGUAGE AND ETHNICITY OF ACTUAL ENROLLMENT

Of the 521 preschool children served in Head Start, 176 (33%) identified Middle Eastern & South Asian Languages as their primary language spoken at home, followed by 97 (18%) who identified Spanish as their primary language. The graph below depicts the Head Start enrollment by primary language of family at home. The table below demonstrates ethnicity and race of Head Start children.

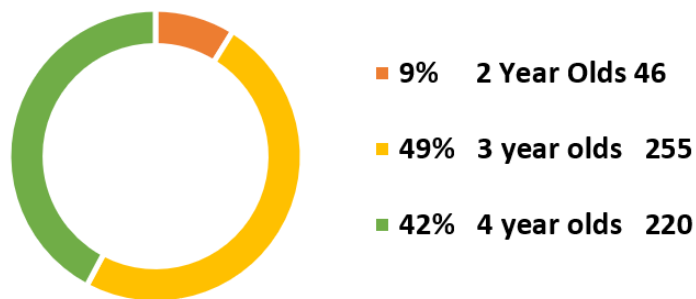


| RACE AND ETHNICITY | Hispanic or Latino origin | Non-Hispanic or Latino origin |
|---|---------------------------|-------------------------------|
| American Indian or Alaska Native | 2 (0%) | 0 |
| Asian | 0 | 12 (2%) |
| Black or African American | 6 (1%) | 60 (12%) |
| Native Hawaiian or other Pacific Islander | 4 (1%) | 0 |
| White | 162 (31%) | 215 (41%) |
| Biracial/Multi-racial | 45 (9%) | 15 (3%) |

HEAD START ENROLLMENT OF PRESCHOOLERS

AKA Head Start was funded for 786 preschool children, serving a cumulative total of 521 preschool children and 486 families. The enrollment represents a service level of 24% of the eligible children in San Diego East County. The average monthly enrollment was 55% for the program year. The graph below depicts the Head Start (preschool) enrollment by actual ages.


Actual Ages of Preschool Children Enrolled



An analysis over the fall reflects that although enrollment inquiries started strong, as staff and children COVID-19 leaves expanded, classrooms had been closing and the agency had not been able to open all classrooms due to staff shortages, or lack of enrollment. In the 2021-2022 school year, 25 classrooms within all centers had temporarily closed and some centers had fully closed due to quarantine.

EARLY HEAD START LANGUAGE AND ETHNICITY OF ACTUAL ENROLLMENT

Of the 162 infant/toddler served in Early Head Start, 59 (36%) identified Middle Eastern & South Asian Languages as their primary language spoken at home, followed by 18 (11%) who identified Spanish as their primary language. The graph below depicts the Early Head Start enrollment by primary language of family at home. The table below demonstrates ethnicity and race of Early Head Start children.

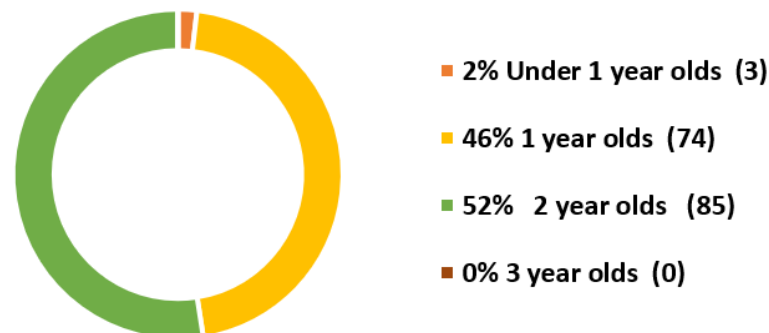


| RACE AND ETHNICITY | Hispanic or Latino origin | Non-Hispanic or Latino origin |
|---------------------------|---------------------------|-------------------------------|
| Asian | 1 (1%) | 3 (2%) |
| Black or African American | 3 (2%) | 18 (11%) |
| White | 28 (17%) | 80 (49%) |
| Biracial/Multi-racial | 15 (9%) | 12 (7%) |
| Unspecified | 1 (1%) | 1 (1%) |

EARLY HEAD START ENROLLMENT

AKA Early Head Start was funded for 226 infants/toddlers, and served 162 children and 154 families. Enrollment represents a service level of only 5% of the eligible children in San Diego East County. AKA Early Head Start children maintained 46% Average Monthly Enrollment. The graph below depicts the Early Head Start funded enrollment by actual ages.

Actual Ages of Infants/Toddlers Enrolled



Low attendance average of 68% was due to positive COVID-19 results or exposure during the flu season, which would result in a 10 day quarantine under the guidance of the San Diego County Health Department.

EARLY HEAD START

INFANT/TODDLER PERFORMANCE INDICATORS

| | |
|--|-------|
| Children up-to-date on physical exam and CA schedule of age-appropriate preventive and primary health care | 97% |
| Children current or up-to-date with immunization requirements | 98% |
| Children completing dental exams | 97% |
| Infant/toddler classroom teachers that meet the degree/credential regulations of September 2010 | 100% |
| Dual Language Learners | 51% |
| Early Head Start Children professionally diagnosed as having disability | 15.4% |
| Families who received family services | 97.4% |



HEAD START

PRESCHOOL PERFORMANCE INDICATORS

| | |
|--|------|
| Children up-to-date on physical exam and CA schedule of age-appropriate preventive and primary health care | 99% |
| Children current or up-to-date with immunization requirements | 100% |
| Children completing dental exams | 100% |
| Preschool teachers that meet the Head Start degree/credential (BA or Higher - ECE/related) regulations of September 2013 | 56% |
| Dual Language Learners | 56% |
| Head Start Children professionally diagnosed as having disability | 6.3% |
| Families who received family services | 98% |



FINANCIAL & PROGRAM AUDIT INFORMATION

FEDERAL/STATE AUDIT

May 3-7, 2021, The Office of Head Start, conducted a Focus Area 2 Monitoring Audit which consisted of a review of the following areas: Program Management and Quality Improvements; Monitoring of all components; Implementing Quality Education and Child Development Services, Health Services, Family and Community Engagement Services; Fiscal Infrastructure; and ERSEA (Eligibility, Selection, Enrollment, and Attendance). All Kids Academy Head Start was in compliance across all measures.

FINANCIAL AUDIT

The agency's financial audit conducted by Lavine Lofgren, Morris & Engelberg, LLP, for the year ending in June 2022 resulted in no findings of non-compliance. The full audit report is published on AKA Head Start's webpage (akaheadstart.org).

DONATION CORNER

We would like to thank the following organizations for their generous donations and contributions to our agency and the children and families served during the 2021-2022 Program Year.

Monetary Donations:

- HUB International Insurance Services

- Sprites of East County
- Amazon Smile
- Barlow Research Association, Inc.

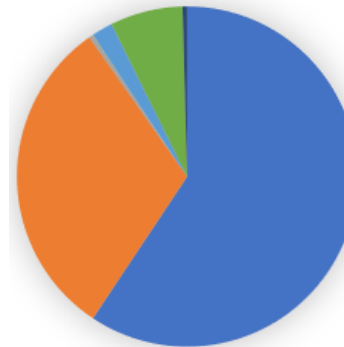
Winter Holiday Donations to Children and their Families:

- First Presbyterian Church
- "Shinny Starts Wish List" from Del Mar Heights
- Saint Albans Church
- Sharp Grossmont Hospital—Santa's Corner
- Tony Romano Urban Discovery Academy
- The City of Praise Church
- The Palbarling Center

Food distributions, resources, and on-site health services:

- Grandma Lulu's Table
- The Ecology Center
- The Backyard Produce Project
- Shiley Eye Mobile for Children
- Oceanside Dental and Orthodontics
- Aetna Health Insurance

FY 2021-2022 Actual Revenue by Funding Source \$16,656,040



- 59.33% Head Start \$9,882,712
- 30.92% Early Head Start \$5,150,271
- 0.39% Quality Preschool Initiative \$65,131
- 0.02% Donations \$3,128
- 2.02% Child & Adult Care Food Program \$335,802
- 6.90% CA Dept of Ed CSPP \$1,149,496
- 0.42% Other \$69,500

FY 2021-2022 Budget Expenses Projected \$15,783,688



- 61% Salaries \$9,574,037
- 20% Payroll Taxes & Benefits \$3,162,344
- 6% Leases \$1,015,117
- 4% Food \$595,000
- 9% Other \$1,437,190

BUDGET DESCRIPTION

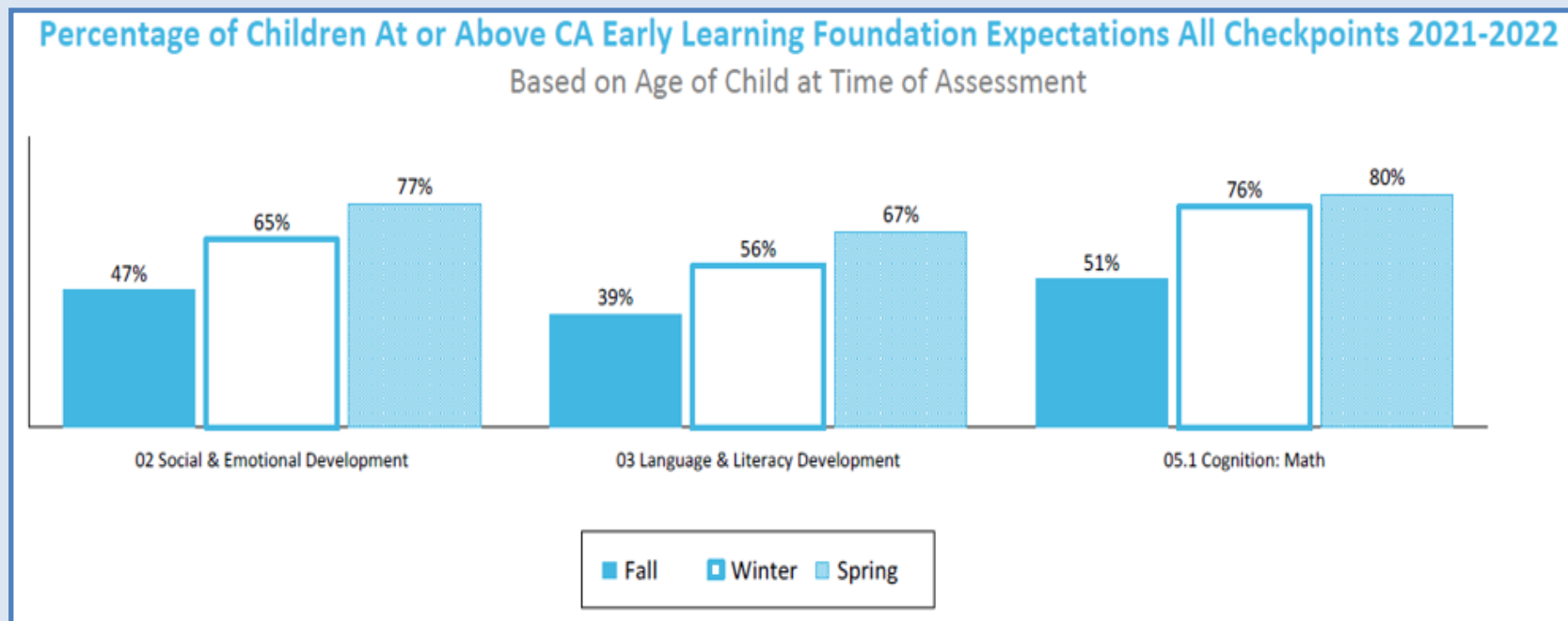
"Other" includes office, classroom, computer, janitorial, and maintenance supplies, staff training, family services and liability insurance.

SCHOOL READINESS AND CHILD OUTCOMES

AKA Head Start uses scientific, research-based curricula called Creative Curriculum. Using the Creative Curriculum, teaching staff implemented learning activities to support children's development and ensures both Early Head Start and Head Start children are school ready.

All centers opened in-person services with modified classrooms, such as carpets were replaced with hardwood flooring, and soft materials were temporarily removed. Each child received an individual box of supplies and activities, and meals were scheduled outdoors as weather permitted. All staff and children were mandated to wear masks. Individualization was supported with newly purchased Learning Genie Family Engagement software, an interactive program which provides data back to the teacher who can track the child's progress and accustom the lesson-plan accordingly.

The agency utilized an electronic version of the Ages and Stages (ASQ), a questionnaire completed by the parent regarding their child, and used as a general developmental screening tool. The responses assisted with identifying children who are in need of further evaluation to determine if they are eligible for early intervention services.




Head Start Fall 2021 vs. Spring 2022 Child Outcomes/Kindergarten Readiness

The graph above reflects children leaving the program in Spring of 2022 had great gains in the areas of Social & Emotional Development, Language Development, Literacy Development, and Mathematics.

PARENT INVOLVEMENT and FAMILY ENGAGEMENT ACTIVITIES

Our Family Engagement activities were conducted virtually and in-person this program year. Supporting parents through the pandemic was achieved through various parenting classes, workshops, and partnering on school readiness and life goals. Parents continued to be involved in the program through the following activities:

- ◆ Parent Policy Committee Meetings were held virtually each month. Parents were provided an iPad and/or additional wireless broadband to ensure their participation.
- ◆ Parent Center Committee Meetings were held virtually. Training topics and activities were determined by parents at each center.
- ◆ April 6-8, 2022 was All Kids Academy's Annual 2022 Parent Summit, themed, *Tracks to Learning*. Various workshops were offered virtually to parents on topics including nutrition, wellness, budgeting, and fitness with your child. The event carried to the next day, April 8, in-person as *Grandma Lulu's Table* joined by *Aetna Health Insurance*, *The Ecology Center*, *the Backyard Produce Project* hosted an outdoor mobile plant-based meal/food distribution at the AKA Head Start/Early Head Start Spring Center with the help of AKA staff and volunteers from *Sprites of East County*. Almost 100 families participated in events and enjoyed an abundant food distribution, received community resources, and gifts including masks and educational toys for every family.
- ◆ The last day of the school year was June 16, 2022, and it was definitely a year like no other. In reflection, many challenges and celebrations were experienced as AKA Head Start navigated through providing in-person services during the pandemic. Parents have been exceptional in trusting the care of their child(ren) to the program, continuing to be engaging and practical with the understanding of the pandemic protocols at the centers and classrooms. We recognize the staff at AKA Head Start, who continued to provide a place for children to feel welcome and cared for, while staying vigilant in following pandemic safety measures and protocols.



Yolanda Perez
Executive Director



2021-2022 Board of Directors

Diane Ritchey-Andrews, *Chair*

Teri Early, *Vice-Chair*

David Rossi, *Treasurer*

Deborah Huggins-Grayson, *Secretary*

Dr. Emma Turner

Clara Baity

Norma Johnson

Judy Long Pharaoh

Michelle Morgan

Josefina Ring

Angela Wallace

Mable Wigfall

Dr. Yvonne Marzette-Frisby

Shirley Peace



ALL KIDS ACADEMY HEAD START INC.

620 WEST MADISON AVENUE

EL CAJON, CA 92020

T: (619) 270-7009

F: (619) 444-5668

Website: www.akaheadstart.org

Follow Us!



@AKAHeadStart